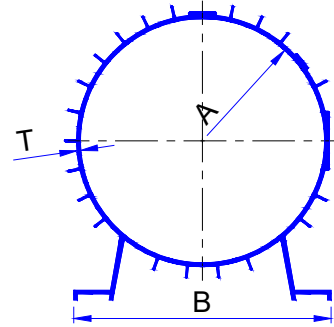
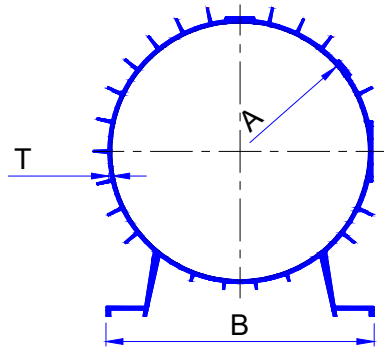
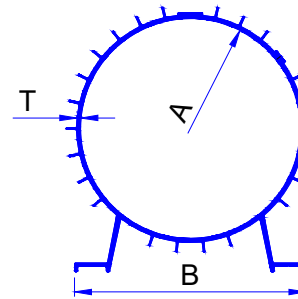
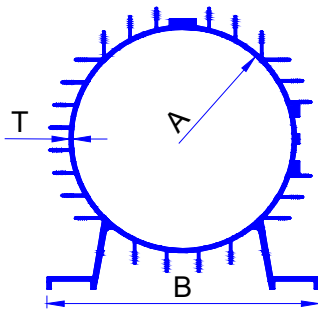


MOTOR BODYS

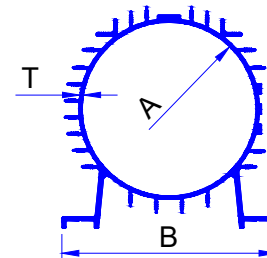
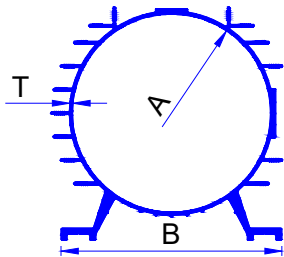
2023-24



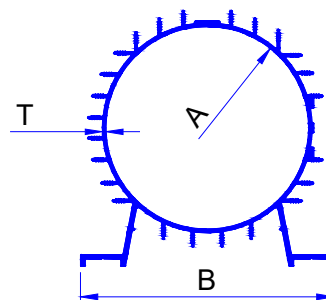
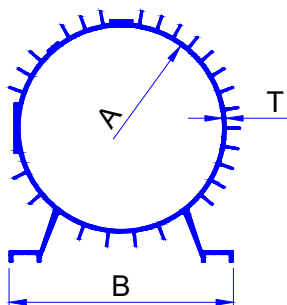
SEC.NO.	A	B	T	WT.Kg/mtr.	SEC.NO.	A	B	T	WT.Kg/mtr.
9030	104.0	109.2	1.57	2.312	9031	104.4	110.0	1.6	2.203



SEC.NO.	A	B	T	WT.Kg/mtr.	SEC.NO.	A	B	T	WT.Kg/mtr.
9032	104.0	129.0	2.0	3.718	9033	104.4	110.0	1.8	2.387



SEC.NO.	A	B	T	WT.Kg/mtr.	SEC.NO.	A	B	T	WT.Kg/mtr.
9034	104.4	116.5	1.7	3.327	9035	89.0	110.0	1.9	3.017



SEC.NO.	A	B	T	WT.Kg/mtr.	SEC.NO.	A	B	T	WT.Kg/mtr.
9036	104.0	115.0	1.9	3.015	9037	104.0	130.0	1.8	3.330

ALL DIMENSIONS ARE IN mm.